

Basic features

Approval/Conformity	CE WEEE UKCA cULus
Display	no
Scope of delivery	Part label (20x) Port cover M12 (4x) Grounding strap Lock washer Short guide M4x6 screw
Style	Two-row
Supported web browsers	Google Chrome Mozilla Firefox

Display/Operation

Actuator supply UA, indicator	Green LED
IO-Link communication indicator	Green LED
Sensor supply US indicator	Green LED
Switching function display	LED yellow

Electrical connection

Connection (COM 1)	M12x1-Female, 4-pin, D-coded
Connection (COM 2)	M12x1-Female, 4-pin, D-coded
Connection (supply voltage IN)	7/8"-Male, 4-pin
Connection (supply voltage OUT)	7/8"-Female, 4-pin
Connection slots	8x M12x1-Female, 5-pin, A-coded
Contact, surface protection	nickel plated 2 µm/gold plated 0.4 µm

Electrical data

Address range	IPV4
Configurable inputs/outputs	yes
Current sum UA, actuator	9.0 A
Current sum US, sensor	9.0 A
IO-Link function	Master
Operating voltage Ub	18...30.2 VDC
Output current max.	2 A short-circuit proof and overload-proof
Output current max., note	short-circuit proof and overload-proof
Rated operating voltage Ue DC	24 V
Transfer rate	10/100 Mbit/s

Network Blocks
BNI EIP-508-005-Z015-013
Order Code: BNI00HM



Environmental conditions

Ambient temperature	-5...70 °C
Ambient temperature UL max.	45 °C
EN 60068-2-6, Vibration	5...61 Hz, constant amplitude 1 mm 61...500 Hz, constant acceleration 15 g
IP rating	IP67, when threaded in
Storage temperature	-25...70 °C

Functional safety

MTTF (40 °C)	49 a
--------------	------

Interface

Auxiliary interfaces	8x IO-Link
Digital inputs	16x PNP, Type 3
Digital outputs	16x PNP
IO-Link version	1.1
Interface	Ethernet/IP
Port-class	Type A
Quick Connect	Class A

Material

Gasket, material	FKM 75
Housing material	Zinc, Die casting
Housing shield	yes
Surface protection	Cu 15 µm Ni 15 µm

Mechanical data

Dimension	68 x 37.9 x 224 mm
Mounting ground strap	M4
Mounting part	2-hole screw mount

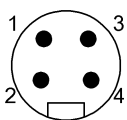
Remarks

See short guide

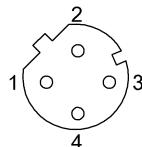
For more information about MTTF and B10d see MTTF / B10d Certificate

Indication of the MTTF- / B10d value does not represent a binding composition and/or life expectancy assurance; these are simply experiential values with no warranty implications. These declared values also do not extend the expiration period for defect claims or affect it in any way.

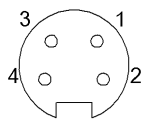
Connector Drawings



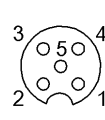
Power IN
 PIN 1: +24V
 PIN 2: +24V
 PIN 3: 0V
 PIN 4: 0V



Ethernet IP
 PIN 1: Tx+
 PIN 2: Rx+
 PIN 3: Tx-
 PIN 4: Rx-



Power Out
 PIN 1: +24V
 PIN 2: +24V
 PIN 3: 0V
 PIN 4: 0V



IO-Link
 PIN 1: +24V, 1.6A
 PIN 2: In-/output 2A
 PIN 3: 0V
 PIN 4: IO-Link/In-/Out 1.6A
 PIN 5: n.c.